54

[illegible]

[illegible]

2021 - 22

[illegible]





[illegible]

[illegible]

[illegible]

[illegible]

[illegible]

[illegible]

[illegible]

[illegible]

[illegible]

[illegible]









Table 1. Sociodemographic and clinical characteristics of participants

Variable	Mean ± SD	Frequency (%)
Age (years)	34.2 ± 9.6	
Sex		
Male		58 (58.0)
Female		42 (42.0)
Marital status		
Married		61 (61.0)
Single		39 (39.0)
Education		
Primary		18 (18.0)
Secondary		47 (47.0)
Tertiary		35 (35.0)
Occupation		
Employed		64 (64.0)
Unemployed		36 (36.0)
Residence		
Urban		72 (72.0)
Rural		28 (28.0)
Duration of illness (years)	6.4 ± 3.2	
Total		100 (100.0)
Clinical variables		
Diagnosis		
Schizophrenia		41 (41.0)
Bipolar disorder		29 (29.0)
Schizoaffective disorder		18 (18.0)
Other psychotic disorder		12 (12.0)
Hospitalization		
Yes		63 (63.0)
No		37 (37.0)
Medication adherence		
Adherent		55 (55.0)
Non-adherent		45 (45.0)
Substance use		
Yes		22 (22.0)
No		78 (78.0)
Total		100 (100.0)